

STATE OF ALASKA
Department of Public Safety
Active VPSO by Last Name
August 2006 (01/01/06 - 08/30/06)

Corp	Village	Last Name	First Name	Logs	Assault	DUI	SAR	Prop.Crimes	Alc/Drugs	Other	Total
APIA	AKUTAN	LEVAN	JAY	37	2	1			1	1	42
APIA	ATKA	ANELON JR	HENRY					3		1	4
APIA	ST GEORGE	NEMETH	MICHAEL	33	2				1	3	39
AVCP	KIPNUK	ALEXIE	CHRISTOPHER	1	2			2	4		9
AVCP	MT VILLAGE	BROWN	ALVIN	1	3					7	11
AVCP	AKIACHAK	CHARLES	DAVID	2		1		1		2	6
AVCP	KWIGILLINGOK	JIMMIE	ALVIN		1	1	2		1	2	7
AVCP	EEK	JOSHUA	JAMES	3						1	4
AVCP	NAPASKIAK	LARSON	GREGORY	68	5	2		1		7	83
AVCP	NAPAKIAK	OLICK	WILLIAM	7	4	2		2	3	2	20
AVCP	KWETHLUK	OLICK	MAX		2	1		1		5	9
AVCP	KONGIGANAK	OTTO	JONATHAN	58	2				1	1	62
AVCP	TUNTUTULIAK	PLEASANT	JOHN	8	7				1	9	25
AVCP	NUNAPITCHUK	TOBELUK JR	JACOB	69	5				3	6	83
AVCP	SCAMMON BAY	YUNAK	PAULA		8					1	9
BBNA	TWIN HILLS	ACTIVE	STANLEY	7	6	1				1	15
BBNA	MANOKOTAK	ANDREW	MELVIN	7	2	2			1	2	14
BBNA	CHIGNIK LAKE	ASHBY	GUY	1	2					3	6
BBNA	ALEKNAGIK	CREASEY	JASON	70	1		1	3		1	76
BBNA	EKWOK	DECKER	DANIEL	17	5	1			1	1	25
BBNA	ILIAMNA/NEWHALEN	DONKERSLOOT	JOHN	34	7	1				3	45
AVCP	AKIAK	GILILA SR	WASSILLIE	13		2		1		11	27
BBNA	KOKHANOK	MIKE	WILLIAM	3	2						5
BBNA	KOLIGANEK	TUNGUING	GUSTY	39	1			1		1	42
BBNA	PILOT POINT	WISE	BYRON	2							2
BBNA	NEW STUYAHOK	WONHOLA	EVAN	2	2						4
KANA	PORT LIONS	AMES	BRADLEY	123	2	1				2	128
KANA	KARLUK	BROWN	ROBERT	1							1
KANA	OLD HARBOR	DAHLEN	GLENN	16		1					17
KANA	LARSEN BAY	JONES JR	ROY	5	3	1				1	10
KANA	SELAWIK	MASHBURN	RICHARD	79	6	2				3	90
KANA	FALSE PASS	MCCOMACK	MICHAEL	3						2	5
KANA	THORNE BAY	OMALLEY	CLINTON	97					1	1	99
KANA	KOBUK	ROLLS	LESLIE	130	2			1		11	144
KANA	AMBLER	WILSON	JAMES	16	5					1	22
KAWA	ELIM	DOCKEN	ALLISON	19	5			1		8	33

STATE OF ALASKA
Department of Public Safety
Active VPSO by Last Name
August 2006 (01/01/06 - 08/30/06)

Corp	Village	Last Name	First Name	Logs	Assault	DUI	SAR	Prop.Crimes	Alc/Drugs	Other	Total
KAWE	WHITE MOUNTAIN	HARRELSON	DAN	9	2	2				1	14
KAWE	STEBBINS	MERCULIEF	JOHN	26	10	3		1	3	18	61
KAWE	SAVOONGA	PERATROVICH	JOHN	23	6		1	1	6		37
KAWE	SHAKTOOLIK	SAGOONICK	TONIA	4	4						8
KAWE	SHISHMAREF	WEBB	DONALD	9			2			11	22
TCC	EAGLE	BEAUCAGE	TIMOTHY	9							9
TCC	ANVIK	EKADA	JOHN		1	1					2
TCC	MINTO	FRANK	DARRELL		1						1
TCC	RUBY	HAGLIN	MARK	68	4				1	7	80
TCC	MCGRATH	PARKER	KENNETH	77				2	4	7	90
TCC	HUSLIA	PAVLICK	TIMOTHY	31	1	2			1	3	38

Logs: Request for service where case number is assigned but no report is written (i.e. welfare check, loud party, etc...)

FY'07 Total Cost of Each Filled VPSO Position

Aleutian Pribilof Islands Association (37.5 Hrs/Wk - 1950 Hrs/Yr)

	VPSO Name	Village	Time in Service	Hourly Wage	Annual Salary	Benefits @ 61%	Probation & Parole	Retention Bonus	TOTAL
1	Anelon Jr., Henry	Atka	3 Yrs	21.12	41,184.00	25,122.24	8,628.00	1,000.00	75,934.24
2	Levan, Jay	Akutan	3 Mos	16.55	32,272.50	19,686.23	8,628.00	500.00	61,086.73
3	McComack, Michael	False Pass	2 Yrs	18.25	35,587.50	21,708.38	8,628.00	500.00	66,423.88
4	Nemeth, Michael	St. George	1 Yr	19.16	37,362.00	22,790.82	8,628.00	500.00	69,280.82

Association of Village Council Presidents (37.5 Hrs/Wk - 1950 Hrs/Yr)

	VPSO Name	Village	Time in Service	Hourly Wage	Annual Salary	Benefits @ 38%	Probation & Parole	Retention Bonus	TOTAL
1	Alexie, Christopher	Kipnuk	5 Yrs	21.12	41,184.00	15,649.92	8,628.00	1,000.00	66,461.92
2	Brown, Alvin	Mountain Village	5 Yrs	21.12	41,184.00	15,649.92	8,628.00	3,000.00	68,461.92
3	Charles, David	Akiachak	10 Yrs	27.75	54,112.50	20,562.75	8,628.00	2,400.00	85,703.25
4	Jimmie, Alvin	Kwigillingok	16 Yrs	27.75	54,112.50	20,562.75	8,628.00	3,000.00	86,303.25
5	Joshua, James	Eek	2 Yrs	17.38	33,891.00	12,878.58	8,628.00	500.00	55,897.58
6	Larson, Gregory	Napaskiak	1 Yr	17.38	33,891.00	12,878.58	8,628.00	500.00	55,897.58
7	Lewis, Brendan	Tuluksak	3 Mos	16.55	32,272.50	12,263.55	8,628.00	500.00	53,664.05
8	Olick, Max	Kwethluk	26 Yrs	27.75	54,112.50	20,562.75	8,628.00	3,000.00	86,303.25
9	Olick, William	Napakiak	1 Yr	17.38	33,891.00	12,878.58	8,628.00	500.00	55,897.58
10	Otto, Johnathan	Kongiganak	12 Yrs	27.75	54,112.50	20,562.75	8,628.00	3,000.00	86,303.25
11	Pleasant, John	Tuntutuliak	3 Yrs	19.16	37,362.00	14,197.56	8,628.00	500.00	60,687.56
12	Tobeluk Jr., Jacob	Nunapitchuk	1 Yr	17.38	33,891.00	12,878.58	8,628.00	500.00	55,897.58
13	Yunak, Paula	Scammon Bay	1 Yr	17.38	33,891.00	12,878.58	8,628.00	500.00	55,897.58

FY'07 Total Cost of Each Filled VPSO Position

Bristol Bay Native Association (37.5 Hrs/Wk - 1950 Hrs/Yr)

	VPSO Name	Village	Time in Service	Hourly Wage	Annual Salary	Benefits @ 57%	Probation & Parole	Retention Bonus	TOTAL
1	Active, Stanley	Twin Hills	2 Yrs	27.75	54,112.50	30,844.13	8,628.00	3,000.00	96,584.63
2	Andrew, Melvin	Manokotak	7 Yrs	23.97	46,741.50	26,642.66	8,628.00	1,800.00	83,812.16
3	Ashby Jr., Guy	Chignik Lake	1 Yr	17.38	33,891.00	19,317.87	8,628.00	500.00	62,336.87
4	Creasey, Jason	Aleknagik	7 Yrs	25.17	49,081.50	27,976.46	8,628.00	1,800.00	87,485.96
5	Decker Sr., Daniel	Ekwok	18 Mos	17.38	33,891.00	19,317.87	8,628.00	500.00	62,336.87
6	Donkersloot, John	Iliamna	1 Yr	17.38	33,891.00	19,317.87	8,628.00	500.00	62,336.87
7	Gilila, Wassillie	Levelock	4 Mos	19.16	37,362.00	21,296.34	8,628.00	500.00	67,786.34
8	Mike, William	Kokhanok	6 Mos	16.55	32,272.50	18,395.33	8,628.00	500.00	59,795.83
9	Tunguing Jr., Gusty	Kolihanek	12 Yrs	27.75	54,112.50	30,844.13	8,628.00	2,400.00	95,984.63
10	Wise, Byron	Pilot Point	5 Yrs	20.12	39,234.00	22,363.38	8,628.00	1,000.00	71,225.38
11	Wonhola, Evan	New Stuyahok	9 Yrs	27.75	54,112.50	30,844.13	8,628.00	1,800.00	95,384.63

Kodiak Area Native Association (40 Hrs/Wk - 2080 Hrs/Yr)

	VPSO Name	Village	Time in Service	Hourly Wage	Annual Salary	Benefits @ 47%	Probation & Parole	Retention Bonus	TOTAL
1	Ames, Bradley	Port Lions	9 Yrs	26.43	54,974.40	25,837.97	8,628.00	1,800.00	91,240.37
2	Brown, Robert	Karluk	2 Mos	16.55	34,424.00	16,179.28	8,628.00	500.00	59,731.28
3	Dehlan, Glenn	Old Harbor	4 Mos	16.55	34,424.00	16,179.28	8,628.00	500.00	59,731.28
4	Docken, Allison	Ouzinkie	5 Mos	20.12	41,849.60	19,669.31	8,628.00	500.00	70,646.91
5	Mashburn, Richard	Selawik	21 Yrs.	25.67	53,393.60	25,094.99	8,628.00	3,000.00	90,116.59
6	O'Malley, Clinton	Thorne Bay	9 Yrs	25.17	52,353.60	24,606.19	8,628.00	1,800.00	87,387.79
7	Rolls, Leslie	Kobuk	8 Yrs	25.17	52,353.60	24,606.19	8,628.00	1,800.00	87,387.79
8	Wilson, James	Ambler	4 Yrs	21.12	43,929.60	20,646.91	8,628.00	1,000.00	74,204.51

FY'07 Total Cost of Each Filled VPSO Position

Kawerak, Inc. (40 Hrs/Wk - 2080 Hrs/Yr)

	VPSO Name	Village	Time in Service	Hourly Wage	Annual Salary	Benefits @ 33%	Probation & Parole	Retention Bonus	TOTAL
1	Harrelson, Daniel	White Mountain	24 Yrs	27.75	57,720.00	19,047.60	8,628.00	3,000.00	88,395.60
2	Merculief Sr., John	Stebbins	8 Yrs	23.29	48,443.20	15,986.26	8,628.00	1,800.00	74,857.46
3	Peratrovich, John	Savoonga	1 Yr	22.18	46,134.40	15,224.35	8,628.00	500.00	70,486.75
4	Sagoonick, Tonia	Shaktoolik	1 Yr	17.38	36,150.40	11,929.63	8,628.00	500.00	57,208.03
5	Webb, Donald	Shishmaref	1 Yr	24.45	50,856.00	16,782.48	8,628.00	500.00	76,766.48

Tanana Chiefs Conference (40 Hrs/Wk - 2080 Hrs/Yr)

	VPSO Name	Village	Time in Service	Hourly Wage	Annual Salary	Benefits @ 75%	Probation & Parole	Retention Bonus	TOTAL
1	Beaucage, Tim	Eagle	3 Mos	16.55	34,424.00	25,818.00	8,628.00	500.00	69,370.00
2	Ekada, John	Anvik	1 Yr	17.38	36,150.40	27,112.80	8,628.00	500.00	72,391.20
3	Frank, Darrell	Minto	10 Mos	16.55	34,424.00	25,818.00	8,628.00	500.00	69,370.00
4	Haglin, Mark	Nulato	* 3 Yrs	23.97	49,857.60	37,393.20	8,628.00	1,000.00	96,878.80
5	Parker, Kenneth	McGrath	1 Yr	19.16	39,852.80	29,889.60	8,628.00	500.00	78,870.40
6	Pavlick, Timothy	Huslia	* 5 Yrs	21.12	43,929.60	32,947.20	8,628.00	1,000.00	86,504.80

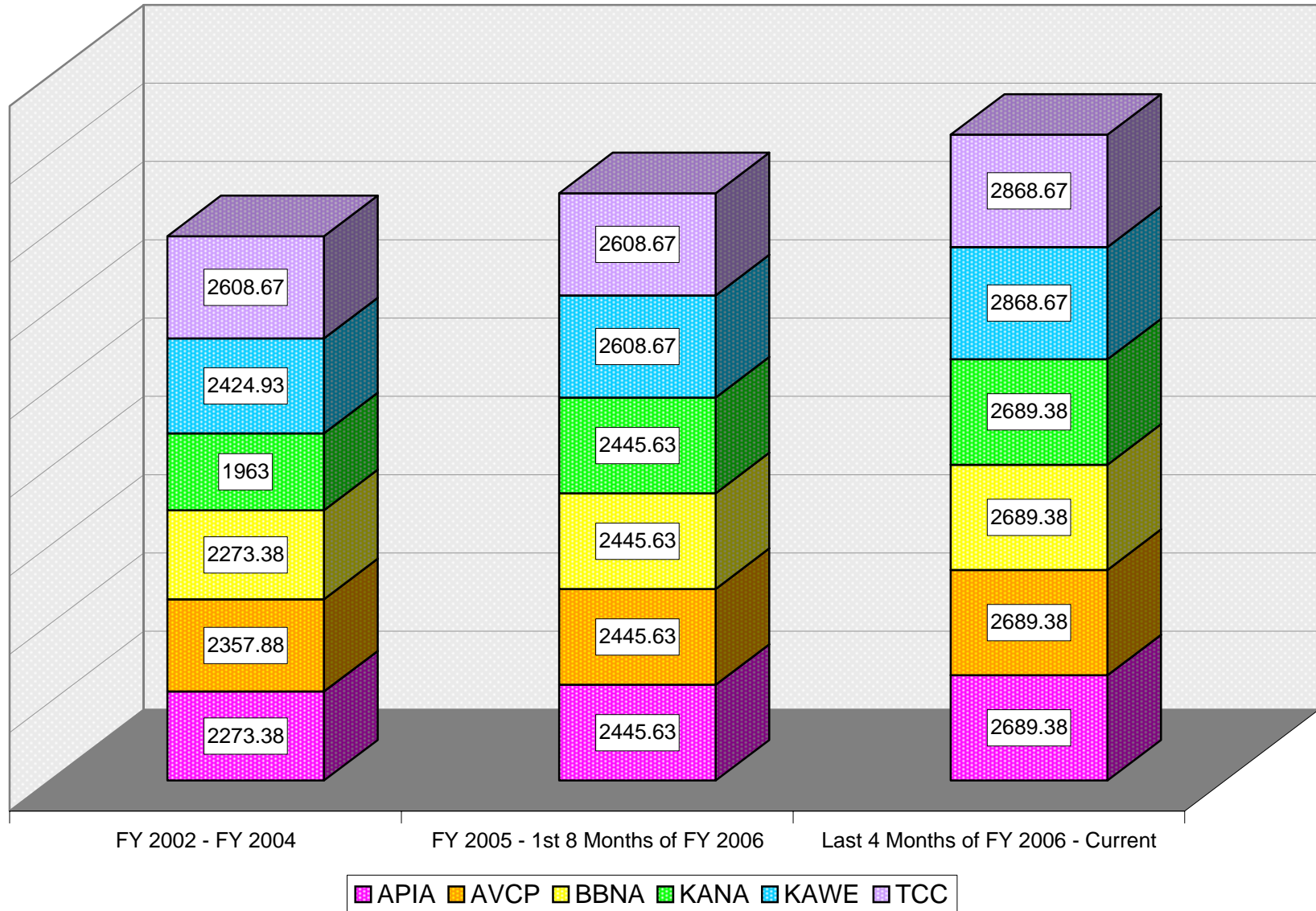
* Rehire

FY'07 Total Cost of Each VPSO Coordinator

	VPSO Coord. Name	Non-Profit	Time Pos.	Time in Service	Annual Salary	Benefits	TOTAL
1	Richard Krause	APIA	PT	17 Yrs	30,000.00	18,300.00	48,300.00
2	George Nicholai	AVCP	FT	1 Yr	56,924.00	21,631.12	78,555.12
3	Carla Akelkok	BBNA	FT	1 Yr	42,000.00	18,900.00	60,900.00
4	Val Maxwell	KANA	FT	1 Yr	45,000.00	21,150.00	66,150.00
5	Gina Appolloni	Kawe	FT	2 Yrs	55,000.00	18,150.00	73,150.00
6	Jim Knopke	TCC	FT	7 Yrs	44,120.00	33,090.00	77,210.00

404,265.12 TOTAL

VPSO Starting Monthly Salary



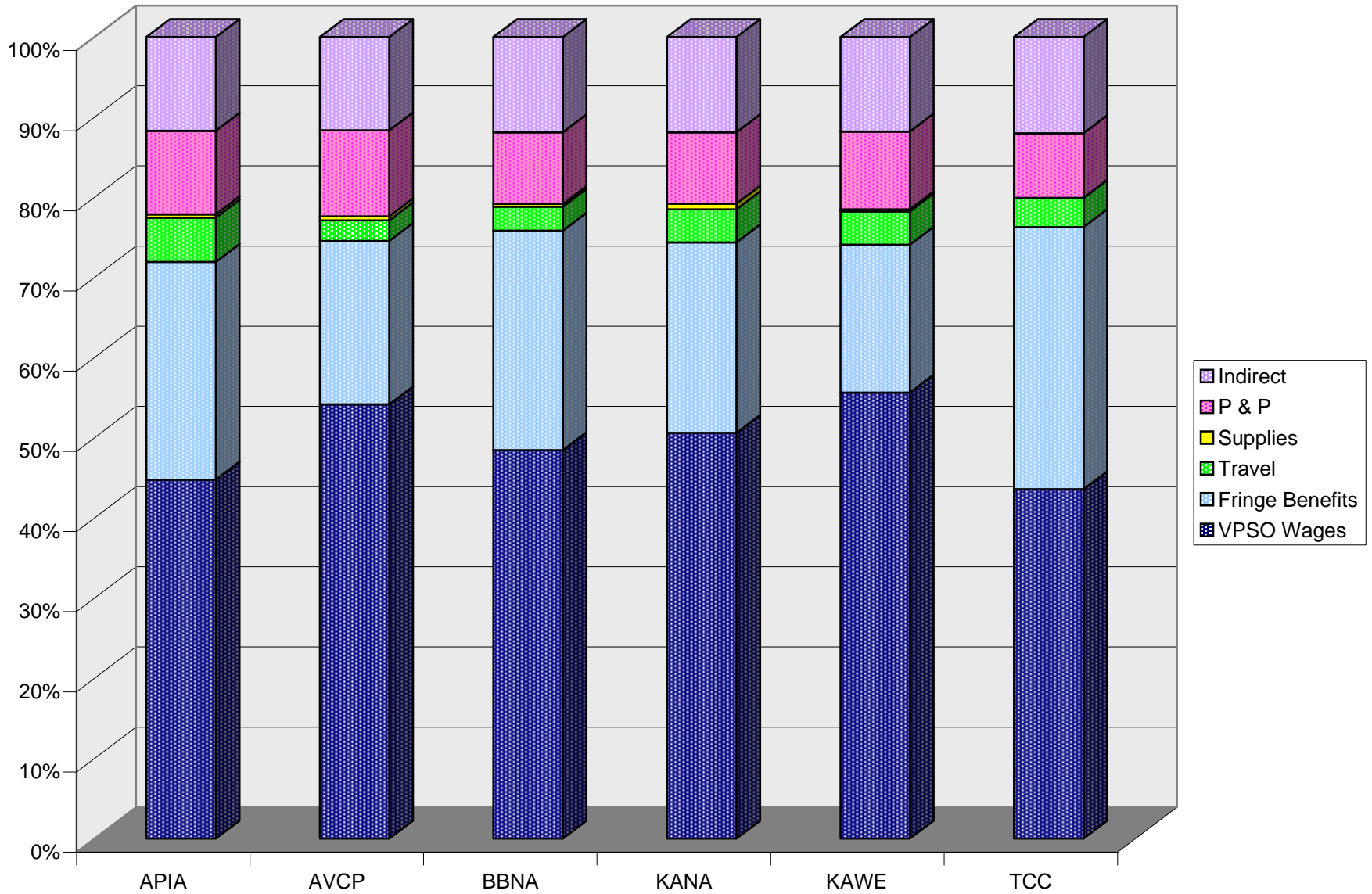
APIA, AVCP, BBNA, and KANA VPSO's work 37.5 hrs/wk. KAWE and TCC VPSO's work 40 hrs/wk.

SFY'07 VPSO Salary Schedules

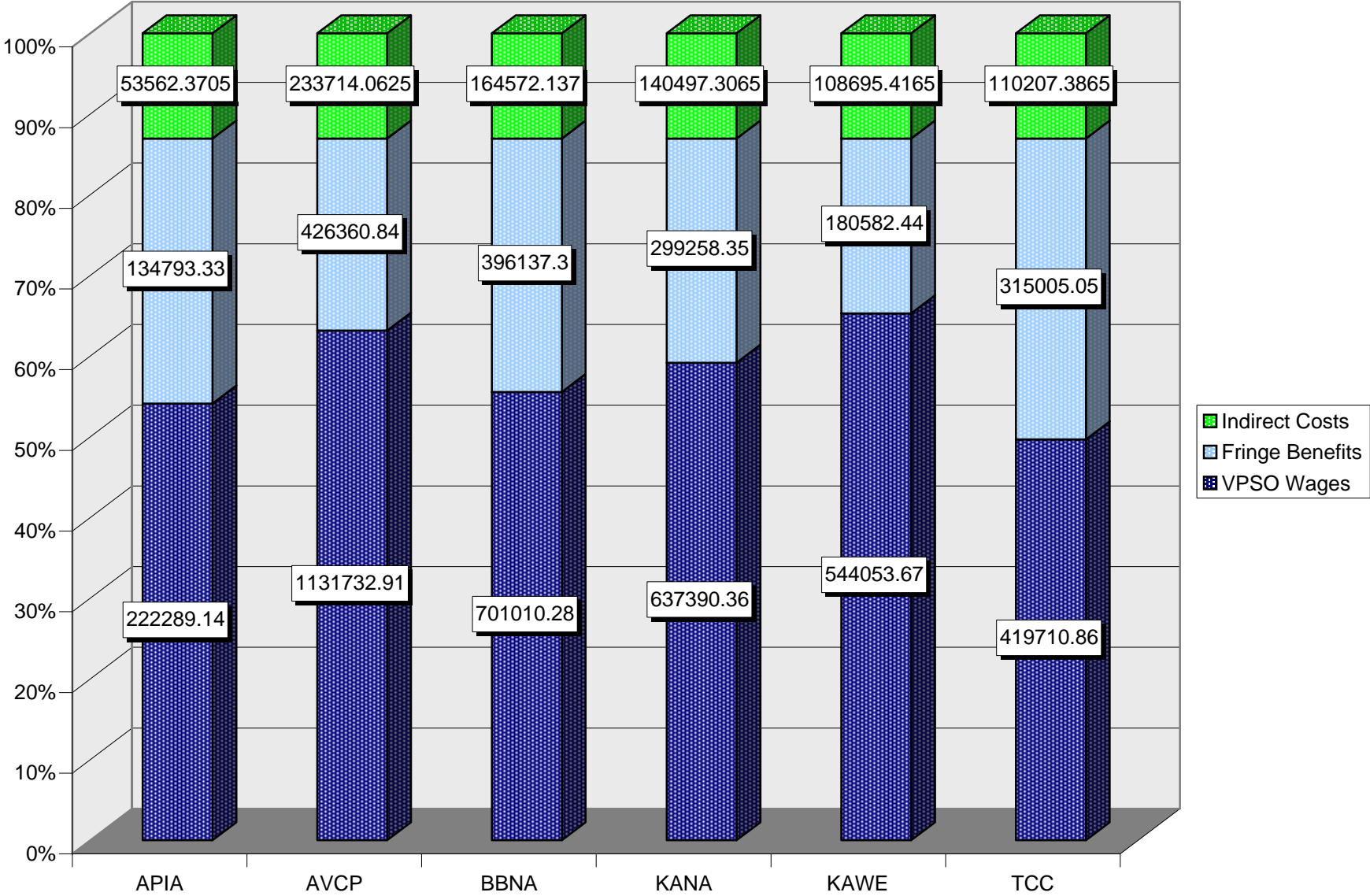
	Starting Step A	6 mos Step B 6 mos	1.5 yrs Step C 18 mos	2.5 yrs Step D 30 mos	3.5 yrs Step E 42 mos	4.5 yrs Step F 54 mos	5.5 yrs Step J 66 mos	6.5 yrs Step K 78 mos	7.5 yrs Step L 90 mos
Monthly	2,689.38	2,824.25	2,965.63	3,113.50	3,269.50	3,432.00	3,604.25	3,784.63	3,973.13
Yearly	32,272.50	33,891.00	35,587.50	37,362.00	39,234.00	41,184.00	43,251.00	45,415.50	47,677.50
Hourly	16.55	17.38	18.25	19.16	20.12	21.12	22.18	23.29	24.45
Sgt Monthly				3,365.38	3,534.38	3,709.88	3,895.13	4,090.13	4,294.88
Sgt Yearly				40,384.50	42,412.50	44,518.50	46,741.50	49,081.50	51,538.50
Sgt Hourly				20.71	21.75	22.83	23.97	25.17	26.43

	Starting Step A	6 mos Step B 6 mos	1.5 yrs Step C 18 mos	2.5 yrs Step D 30 mos	3.5 yrs Step E 42 mos	4.5 yrs Step F 54 mos	5.5 yrs Step J 66 mos	6.5 yrs Step K 78 mos	7.5 yrs Step L 90 mos
Monthly	2,868.67	3,012.53	3,163.33	3,321.07	3,487.47	3,660.80	3,844.53	4,036.93	4,238.00
Yearly	34,424.00	36,150.40	37,960.00	39,852.80	41,849.60	43,929.60	46,134.40	48,443.20	50,856.00
Hourly	16.55	17.38	18.25	19.16	20.12	21.12	22.18	23.29	24.45
Sgt Monthly				3,589.73	3,770.00	3,957.20	4,154.80	4,362.80	4,581.20
Sgt Yearly				43,076.80	45,240.00	47,486.40	49,857.60	52,353.60	54,974.40
Sgt Hourly				20.71	21.75	22.83	23.97	25.17	26.43

FY'07 Grant Award Breakdown by Budget Category

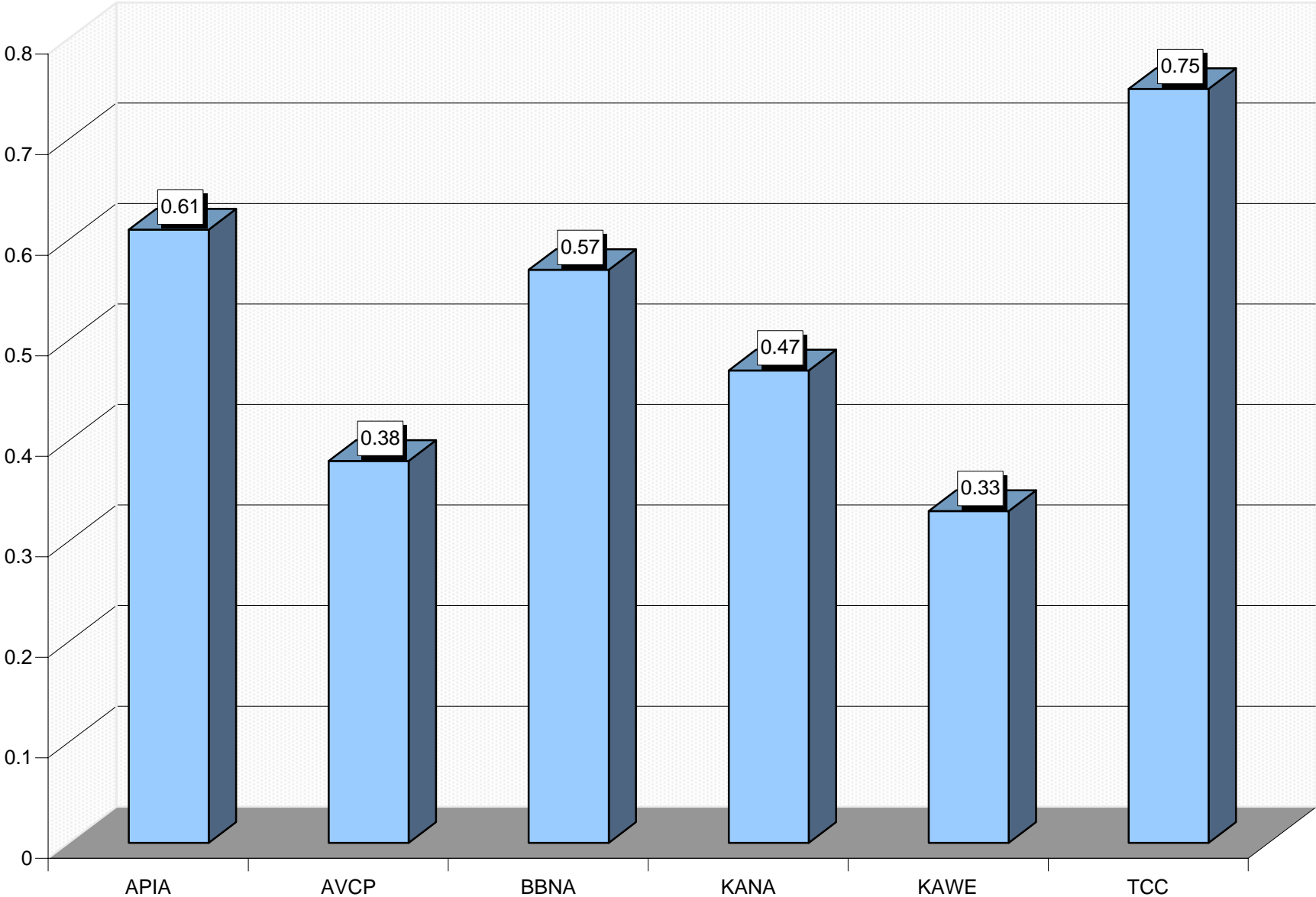


Probation and Parole by Non-Profit



Source: FY'07 VPSO Grant Awards by Nonprofit

Nonprofit Regional Native Corporation Fringe Benefit Rates



VPSO Wage History

	Starting Step A	6 mos Step B 6 mos	1.5 yrs Step C 18 mos	2.5 yrs Step D 30 mos	3.5 yrs Step E 42 mos	4.5 yrs Step F 54 mos	5.5 yrs Step J 66 mos	6.5 yrs Step K 78 mos	7.5 yrs Step L 90 mos	
Monthly	2,273.38	2,387.13	2,507.38	2,632.50	2,764.13	2,902.25	3,046.88	3,199.63	3,358.88	
Yearly	27,280.50	28,645.50	30,088.50	31,590.00	33,169.50	34,827.00	36,562.50	38,395.50	40,306.50	↙
Hourly	13.99	14.69	15.43	16.20	17.01	17.86	18.75	19.69	20.67	
Monthly	2,357.88	2,474.88	2,600.00	2,730.00	2,864.88	3,009.50	3,159.00	3,316.63	3,482.38	
Yearly	28,294.50	29,698.50	31,200.00	32,760.00	34,378.50	36,114.00	37,908.00	39,799.50	41,788.50	↙
Hourly	14.51	15.23	16.00	16.80	17.63	18.52	19.44	20.41	21.43	
Monthly	1,963.00	2,645.50	2,162.88	2,271.75	2,385.50	2,504.13	2,678.00	2,760.88	2,899.00	
Yearly	23,556.00	31,746.00	25,954.50	27,261.00	28,626.00	30,049.50	32,136.00	33,130.50	34,788.00	↙
Hourly	12.08	16.28	13.31	13.98	14.68	15.41	16.48	16.99	17.84	
Monthly	2,424.93	2,546.27	2,672.80	2,806.27	2,946.67	3,094.00	3,250.00	3,411.20	3,582.80	
Yearly	29,099.20	30,555.20	32,073.60	33,675.20	35,360.00	37,128.00	39,000.00	40,934.40	42,993.60	↙
Hourly	13.99	14.69	15.42	16.19	17.00	17.85	18.75	19.68	20.67	

VPSO Wage History

	Starting Step A	6 mos Step B	1.5 yrs Step C	2.5 yrs Step D	3.5 yrs Step E	4.5 yrs Step F	5.5 yrs Step J	6.5 yrs Step K	7.5 yrs Step L
		6 mos	18 mos	30 mos	42 mos	54 mos	66 mos	78 mos	90 mos
Monthly	2,445.63	2,569.13	2,697.50	2,832.38	2,973.75	3,121.63	3,277.63	3,441.75	3,614.00
Yearly	29,347.50	30,829.50	32,370.00	33,988.50	35,685.00	37,459.50	39,331.50	41,301.00	43,368.00
Hourly	15.05	15.81	16.60	17.43	18.30	19.21	20.17	21.18	22.24
Sgt Monthly				3,121.63	3,277.63	3,441.75	3,614.00	3,794.38	3,984.50
Sgt Yearly				37,459.50	39,331.50	41,301.00	43,368.00	45,532.50	47,814.00
Sgt Hourly				19.21	20.17	21.18	22.24	23.35	24.52

	Starting Step A	6 mos Step B	1.5 yrs Step C	2.5 yrs Step D	3.5 yrs Step E	4.5 yrs Step F	5.5 yrs Step J	6.5 yrs Step K	7.5 yrs Step L
		6 mos	18 mos	30 mos	42 mos	54 mos	66 mos	78 mos	90 mos
Monthly	2,608.67	2,740.40	2,877.33	3,021.20	3,172.00	3,329.73	3,496.13	3,671.20	3,854.93
Yearly	31,304.00	32,884.80	34,528.00	36,254.40	38,064.00	39,956.80	41,953.60	44,054.40	46,259.20
Hourly	15.05	15.81	16.60	17.43	18.30	19.21	20.17	21.18	22.24

VPSO Wage History

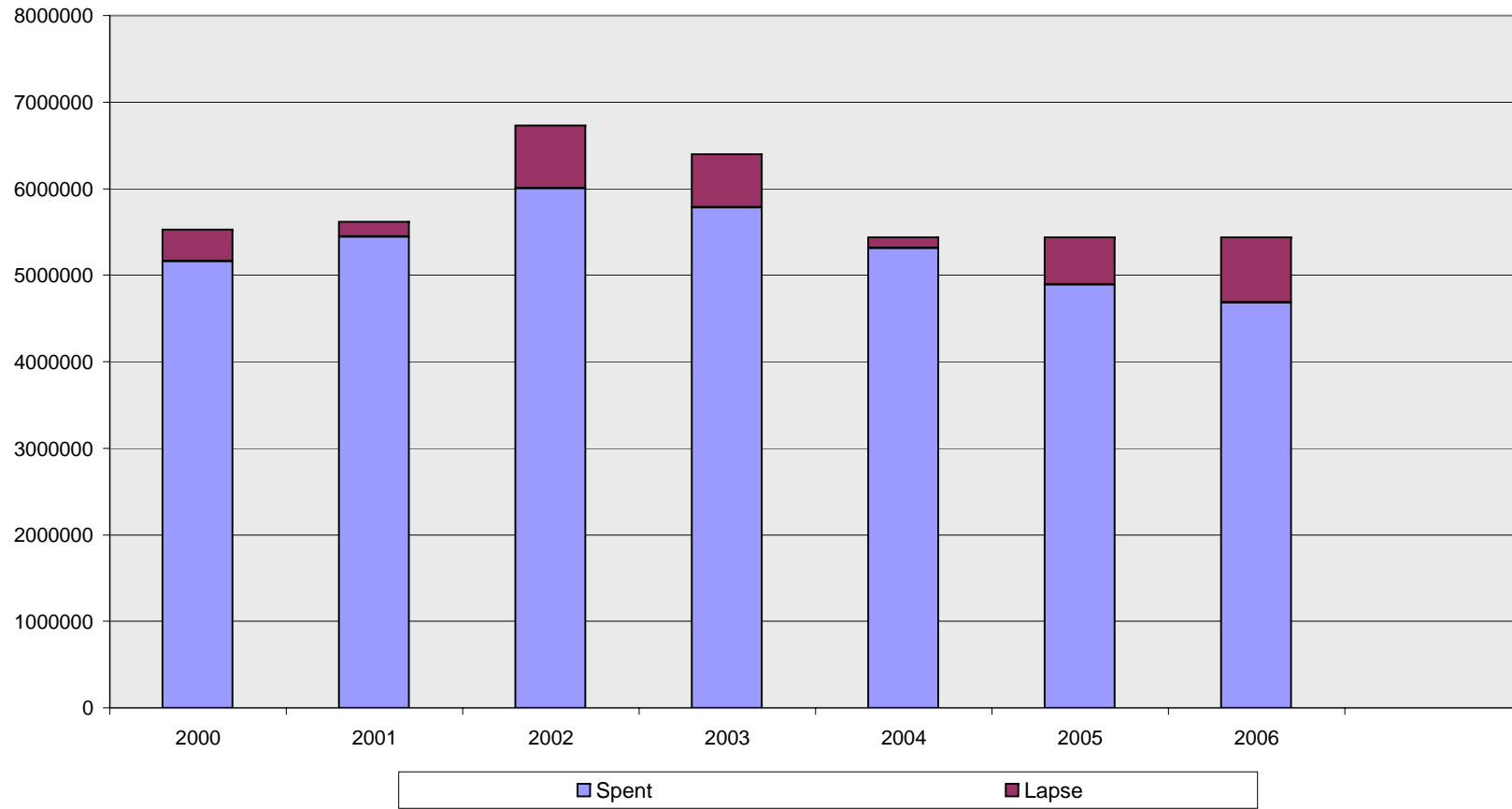
	Starting Step A	6 mos Step B	1.5 yrs Step C	2.5 yrs Step D	3.5 yrs Step E	4.5 yrs Step F	5.5 yrs Step J	6.5 yrs Step K	7.5 yrs Step L
		6 mos	18 mos	30 mos	42 mos	54 mos	66 mos	78 mos	90 mos
Monthly	2,689.38	2,824.25	2,965.63	3,113.50	3,269.50	3,432.00	3,604.25	3,784.63	3,973.13
Yearly	32,272.50	33,891.00	35,587.50	37,362.00	39,234.00	41,184.00	43,251.00	45,415.50	47,677.50
Hourly	16.55	17.38	18.25	19.16	20.12	21.12	22.18	23.29	24.45
Sgt Monthly				3,365.38	3,534.38	3,709.88	3,895.13	4,090.13	4,294.88
Sgt Yearly				40,384.50	42,412.50	44,518.50	46,741.50	49,081.50	51,538.50
Sgt Hourly				20.71	21.75	22.83	23.97	25.17	26.43

	Starting Step A	6 mos Step B	1.5 yrs Step C	2.5 yrs Step D	3.5 yrs Step E	4.5 yrs Step F	5.5 yrs Step J	6.5 yrs Step K	7.5 yrs Step L
		6 mos	18 mos	30 mos	42 mos	54 mos	66 mos	78 mos	90 mos
Monthly	2,868.67	3,012.53	3,163.33	3,321.07	3,487.47	3,660.80	3,844.53	4,036.93	4,238.00
Yearly	34,424.00	36,150.40	37,960.00	39,852.80	41,849.60	43,929.60	46,134.40	48,443.20	50,856.00
Hourly	16.55	17.38	18.25	19.16	20.12	21.12	22.18	23.29	24.45
Sgt Monthly				3,496.13	3,770.00	3,957.20	4,154.80	4,362.80	4,581.20
Sgt Yearly				41,953.60	45,240.00	47,486.40	49,857.60	52,353.60	54,974.40
Sgt Hourly				20.17	21.75	22.83	23.97	25.17	26.43

VPSO Turnover History

2002	84.5	79	93%	21	27%
2003	84.5	77.5	92%	30	39%
* 2004	65	53.5	82%	24	45%
2005	59	54	92%	26	48%
2006	59	50	85%	15	30%
* * 2007	80				

VPSO State Funding Lapse History



VPSO State Funding Lapse History

SFY (Jul-Jun)	Authorized	Spent	Lapse
2000	\$5,523,500	\$5,163,500	\$360,000
2001	\$5,618,500	\$5,446,500	\$172,000
2002 ¹	\$6,725,600	\$6,006,400	\$719,200
2003	\$6,398,400	\$5,784,900	\$613,500
2004 ²	\$5,436,400	\$5,315,900	\$120,500
2005	\$5,436,400	\$4,889,800	\$546,600
2006	\$5,436,400	\$4,684,700	\$751,700
2007 ³	\$4,883,000		\$4,883,000

¹ Funding for probation and parole monitoring appropriated to DPS. Previously appropriated to DOC.

² Included veto of \$962,000 GF

³ Does not include lapse from 2006

Federal Funding History

FFY	Grant Description	Awarding Agency	Award Amount	Start	End
2006*	Rural Bootlegging Prevention & Enforcement	Indian Health Service	\$1,967,876	09/30/06	09/29/07
2006*	Rural Law Enforcement Training & Equipment	COPS Office	\$1,184,674	11/22/05	11/21/08
2005	Rural Bootlegging Prevention & Enforcement	Indian Health Service	\$1,967,876	09/30/05	09/29/06
2005	Rural Law Enforcement Training & Equipment	COPS Office	\$1,973,286	12/08/04	12/07/07
2004	Rural Bootlegging Prevention & Enforcement	Indian Health Service	\$1,995,600	09/30/04	09/29/06
2004	Rural Law Enforcement Training & Equipment	COPS Office	\$1,978,955	01/23/04	01/22/07
2003	Rural Law Enforcement Training & Equipment	COPS Office	\$1,490,250	02/20/03	12/31/06
2002	Rural Law Enforcement Support	COPS Office	\$600,000	10/01/01	12/31/06
2001	Rural Law Enforcement Support	COPS Office	\$1,796,040	01/01/01	12/31/06

* Awards are pending

**Rural Alaska Villages
Law Enforcement
9/11/06**

Community	Population	Nonprofit	VPSO	VPSO ONLY	VPO/TPO	VPO/TPO ONLY	NO LE
Adak	149	APIA			1	X	
Akhiok	48	KANA					
Akiachak	622	AVCP	1.0		3		
Akiak	346	AVCP			2		
Akutan	748	APIA	1.0	X			
Alakanuk	659	AVCP			3	X	
Aleknagik	213	BBNA	1.0	X			
Allakaket	97	TCC					
Ambler	295	KANA	1.0				
Angoon	542	KANA		X			X
Aniak	539						
Anvik	109	TCC	1.0		1		
Arctic Village	172	TCC					X
Atka	102	APIA	1.0	X			
Atmautluak	291	AVCP			5		
Barrow	4,434						
Beaver	76	TCC					X
Bethel	5,736						
Brevig Mission	307	KAWA			1		
Buckland	426	KANA			1	X	
Cantwell	225						
Central	120	TCC					X
Chalkyitsik	87	TCC					X
Chase	36						X
Chefornak	419	AVCP			1	X	
Chenega Bay	90	KANA					
Chevak	854	AVCP			5		
Chignik	77	BBNA		X			
Chignik Lagoon	89	BBNA					X
Chignik Lake	115	BBNA	1.0				X
Chiniak	56	KANA					X
Chuathbaluk	98	AVCP				1.0	
Circle	84	TCC					X

**Rural Alaska Villages
Law Enforcement
9/11/06**

Community	Population	Nonprofit	VPSO	VPSO ONLY	VPO/TPO	VPO/TPO ONLY	NO LE
Clark's Point	65	BBNA		X			
Coffman Cove	161	KANA					X
Cold Bay	116	APIA					X
Crooked Creek	146	AVCP					X
Cube Cove	30	KANA					X
Deering	129	KANA					X
Dillingham	2,475						
Diomedede	128	KAWA					
Eagle	150	TCC	1.0				
Edna Bay	40	KANA					X
Eek	291	AVCP	1.0		1		
Egegik	88	BBNA					X
Ekwok	114	BBNA	1.0	X			
Elfin Cove	32	APIA					X
Elim	339	KAWA					
Emmonak	745	AVCP			5		
False Pass	79	APIA					
Ferry	30	KANA					X
Galena	713						
Gambell	639	KAWA			3		
Game Creek	35	KANA					X
Glennallen	517						
Golovin	148	KAWA			1		
Goodnews Bay	234	AVCP					
Grayling	192	TCC					X
Gustavus	421	KANA					X
Haines	1,714						
Hollis	150	KANA					X
Holy Cross	232	TCC			1	X	
Hooper Bay	1,075	AVCP			7		
Hughes	69	TCC					X
Huslia	285	TCC	1.0	X			
Hydaburg	364	KANA		X			

**Rural Alaska Villages
Law Enforcement
9/11/06**

Community	Population	Nonprofit	VPSO	VPSO ONLY	VPO/TPO	VPO/TPO ONLY	NO LE
Hyder	89	KANA	1.0				X
Igiugig	41	BBNA					X
Iliamna **	104	BBNA	1.0	**			X
Jakolof Bay	40	BBNA					X
Juneau	30,981						
Kake	700	KANA					
Kaltag	223	TCC					X
Karluk	23	KANA	1.0				
Kasaan	55	KANA					X
Kasigluk	527	AVCP			3	X	
Ketchikan	7,845						
Kiana	399	KANA			1	X	
King Cove	794	APIA					
King Salmon	392						
Kipnuk	644	AVCP	1.0		2		
Kivalina	383	KANA			1		X
Klawock	848						
Klukwan	111	KANA					X
Kobuk	106	KANA	1.0	X			
Kodiak	6,544						
Kokhanok	174	BBNA	1.0		1		
Koliganek	186	BBNA	1.0	X			
Kongiganak	368	AVCP	1.0		1		
Kotlik	633	AVCP			2	X	
Kotzebue	3,107						
Koyuk	329	KAWA			2		
Koyukuk	101	TCC					X
Kwethluk	693	AVCP	1.0		5		
Kwigillingok	337	AVCP	1.0		1		
Larsen Bay	107	KANA	1.0	X			
Levelock	84	BBNA	1.0				
Lime Village	41	AVCP					X
Lower Kalskag	260	AVCP					

**Rural Alaska Villages
Law Enforcement
9/11/06**

Community	Population	Nonprofit	VPSO	VPSO ONLY	VPO/TPO	VPO/TPO ONLY	NO LE
Manley Hot Springs	73	TCC					X
Manokotak	404	BBNA	1.0		3		
Marshall	364	KAWA					
McGrath	407	TCC	1.0				
Mekoryuk	204	AVCP	1.0		1		
Mentasta Lake	139	TCC					X
Minto	229	TCC	1.0		1		X
Mosquito Lake	226	KANA					X
Mountain Village	757	AVCP	1.0		3		
Naknek	642	BBNA					X
Nanwalek	221	KANA	1.0	X			X
Napakiak	351	AVCP	1.0		1		
Napaskiak	408	AVCP	1.0		3		
Naukati Bay	110	TCC					X
Nelson Lagoon	70	APIA	1.0	X			
Nenana	444						
New Stuyahok	479	BBNA	1.0		1		
Newhalen **	156	BBNA	1.0				X
Newtok	326	AVCP			3	X	
Nightmute	224	AVCP			1	X	
Nikolai	120	TCC					X
Ninilchik	779						
Noatak	455	KANA					X
Nome	3,493						
Nondalton	207	BBNA					X
Noorvik	677	KANA			3		
Northway	80						
Nulato	345	TCC					
Nunam Iqua (Sheldon Pt)	164	AVCP			1	X	
Nunapitchuk	512	AVCP	1.0		4		
Old Harbor	229	KANA	1.0	X			
Oscarville	62	AVCP					X
Pedro Bay	46	BBNA					X

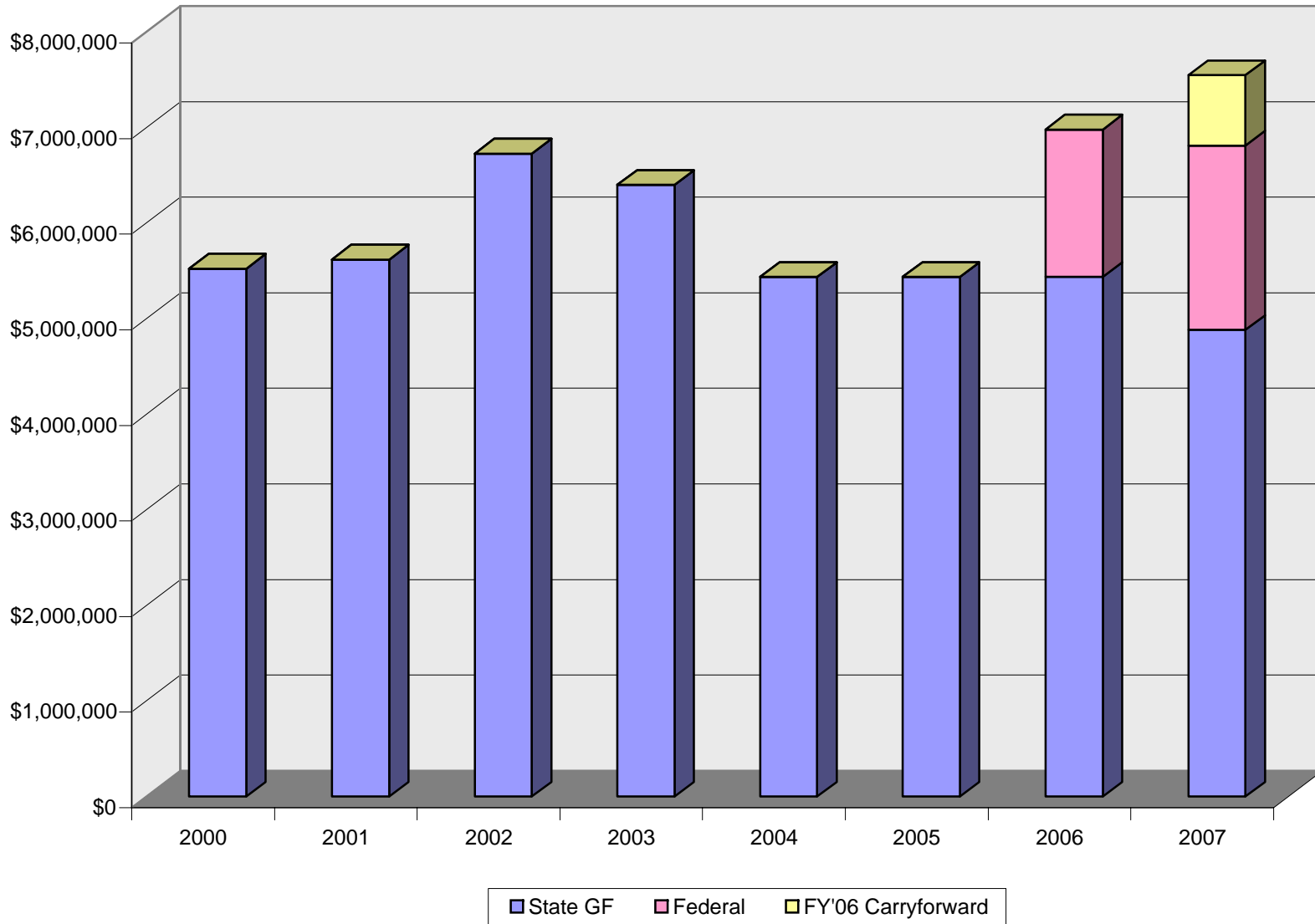
**Rural Alaska Villages
Law Enforcement
9/11/06**

Community	Population	Nonprofit	VPSO	VPSO ONLY	VPO/TPO	VPO/TPO ONLY	NO LE
Pelican	115	KANA					
Perryville	111	BBNA					X
Pilot Point	76	BBNA	1.0	X			
Pilot Station	546	AVCP			2		
Pitka's Point	94	AVCP					X
Point Baker	35	KANA					X
Port Alexander	72	KANA					X
Port Alsworth	110	BBNA					X
Port Graham	176	TCC					X
Port Heiden	108	BBNA					
Port Lions	229	KANA	1.0	X			
Port Protection	53	KANA					X
Quinhagak	572	AVCP			8		
Quzinkie	189	KANA	1.0				
Rampart	21	TCC					X
Red Devil	35	AVCP					X
Ruby	195	TCC	1.0	X			
Russian Mission	328	AVCP			1		
Saint George	147	APIA					
Saint Mary's	549				3	X	
Saint Michael	390	KAWA	1.0		2		
Savoonga	686	KAWA	1.0		1	X	
Scammon Bay	491	AVCP	1.0		1		
Selawik	778	KANA	1.0				
Shageluk	145	TCC					X
Shaktolik	218	KAWA	1.0		1		
Shishmaref	589	KAWA			3		
Shungnak	249	KANA					X
Sitka	8,894						
Skwentna	107						X
Sleetmute	93	TCC	1.0		1		
Stebbins	586	KAWA	1.0		3		
Stevens Village	85	TCC			1	X	

**Rural Alaska Villages
Law Enforcement
9/11/06**

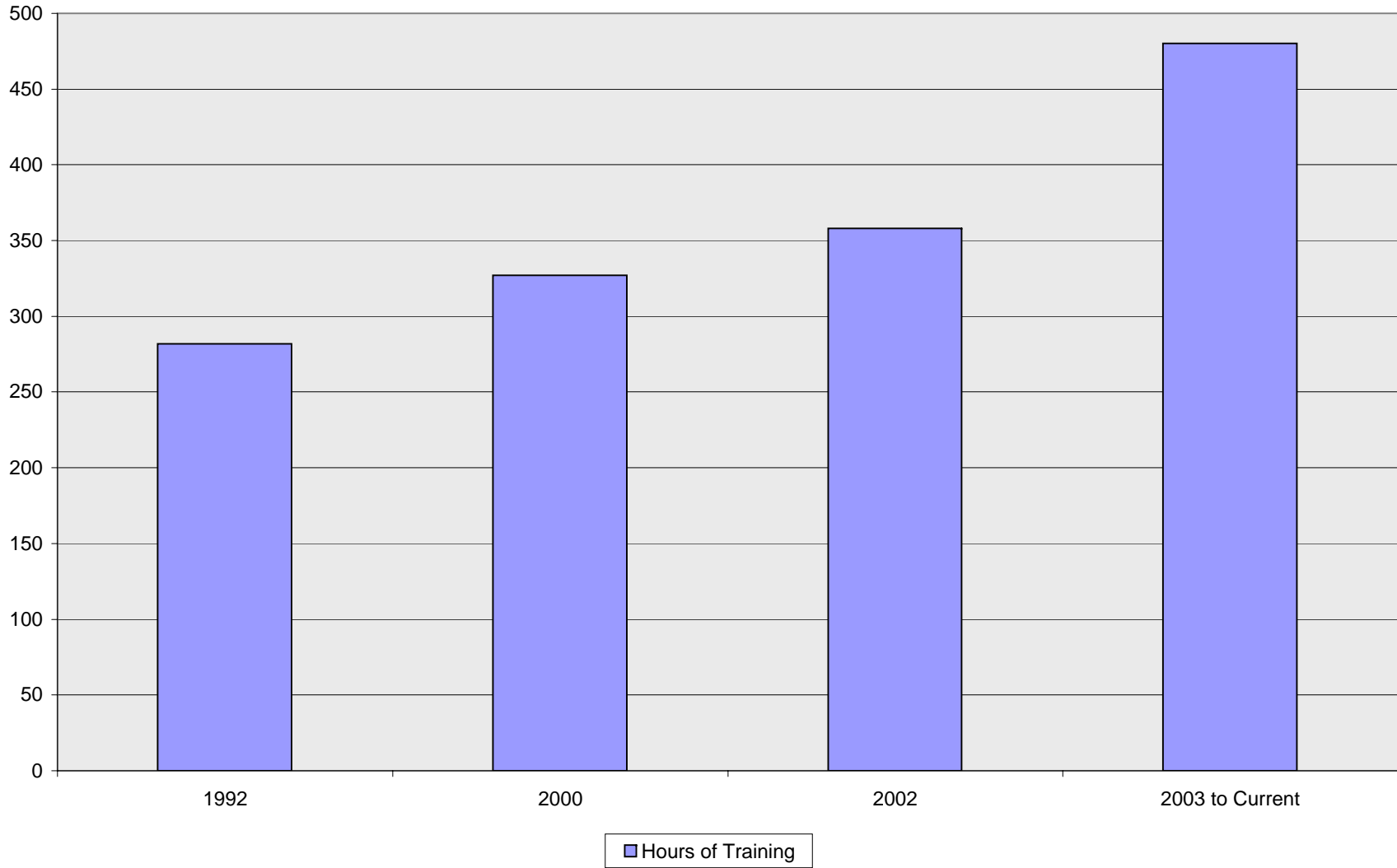
Community	Population	Nonprofit	VPSO	VPSO ONLY	VPO/TPO	VPO/TPO ONLY	NO LE
Stony River	57	AVCP					X
Takotna	49	TCC					X
Talkeetna	868						
Tatitlek	109	KANA					X
Teller	247	KAWA					X
Tenakee Springs	98	KANA					X
Tetlin	132	TCC					
Thorne Bay	503	KANA	1.0	X			
Togiak	804	BBNA			2	X	
Toksook Bay	549	AVCP			3		
Tuluksak	461	AVCP			3		
Tuntutuliak	377	AVCP	1.0		2		
Tununak	323	AVCP			2		
Twin Hills	76	BBNA	1.0	X			
Tyonek	185	KANA					X
Unalakleet	725	KAWA			2		
Upper Kalskag	248	AVCP					
Venetie	199	TCC					X
Wales	159	KAWA					X
Whale Pass	62	KANA					X
White Mountain	210	KAWA	1.0		1		
186	124,392		51.0	21.0	127	16.0	68.0
				Total VPO Communities		58	
** John Donkersloot has two villages accounted for.	serves both Iliamna and Newhalen						
Kake has a certified police department							

VPSO Program Funding History



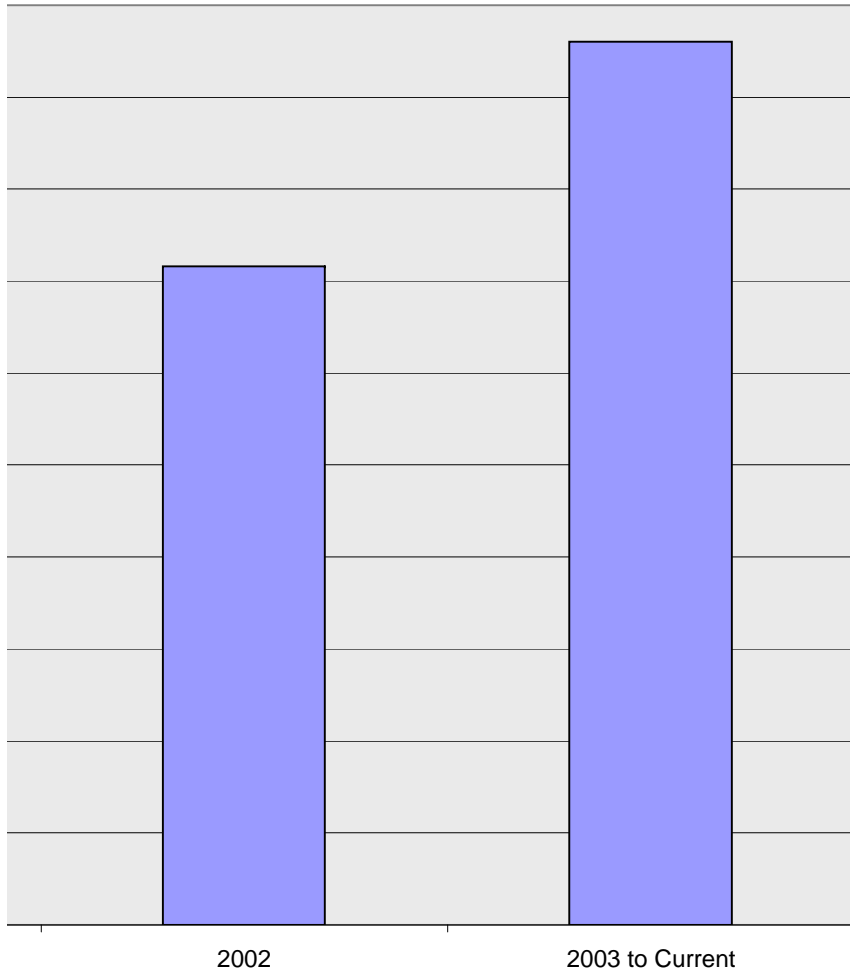
Funding appropriated for each fiscal year.

VPSO Training Academy



- 1) Minimum required er 13 AAC 96.100 is 240 hours.
- 2) 80 hours annually Regional Training.

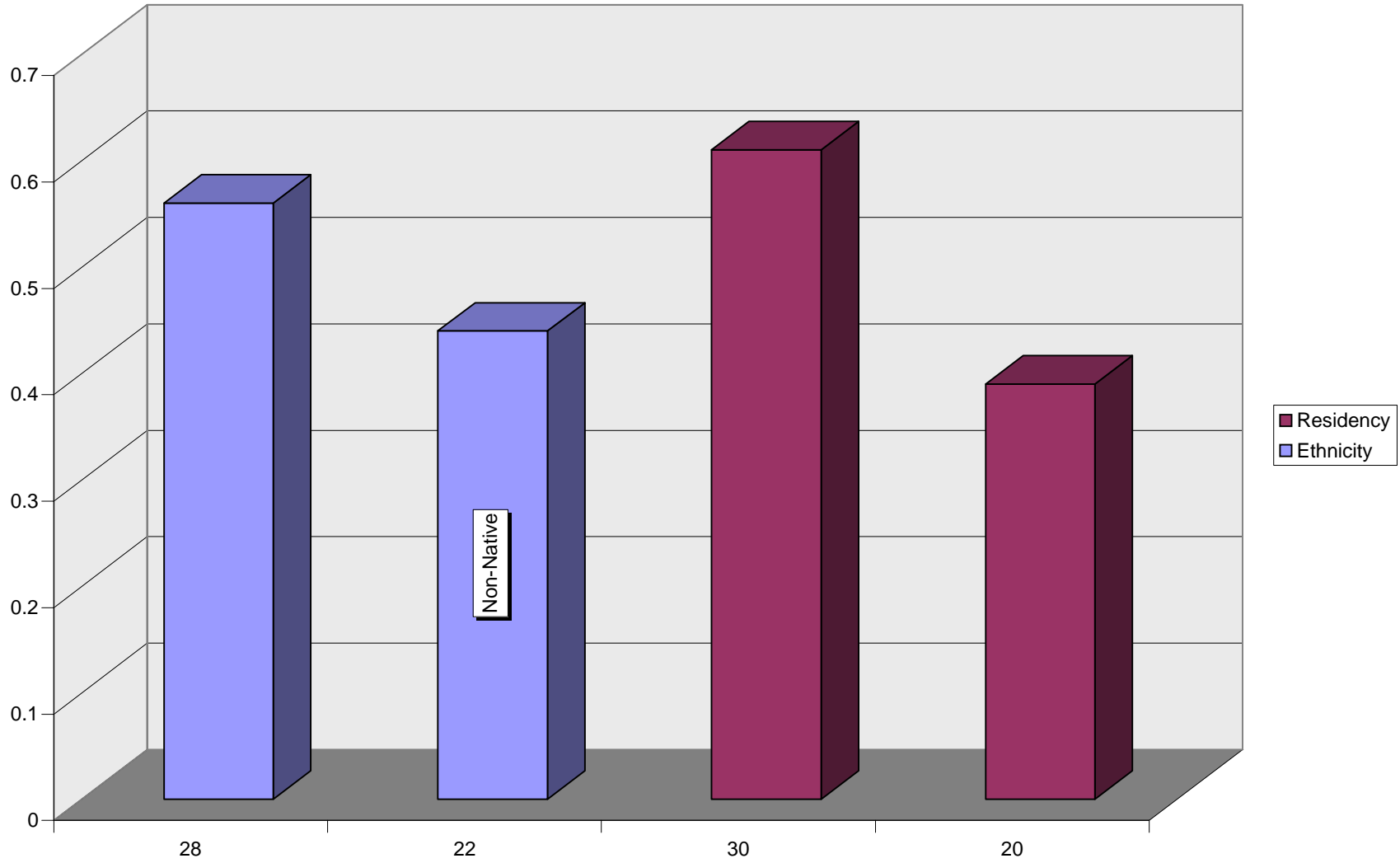
VPSO Training Academy



of Training

- 1) Minimum required per 13 AAC 96.100 is 240 hours.
- 2) 80 hours annually Regional Training.

VPSO Personnel Demographics
As of 09/30/06



VPSO Personnel Demographics
As of 09/30/06

y

Data for Overall Funding History Graph									
	2000	2001	2002	2003	2004	2005	2006	2007	
State GF	\$5,523,500.00	\$6,123,500.00	\$6,725,600.00	\$6,398,400.00	\$5,436,400.00	\$5,436,400.00	\$5,436,400.00	\$4,883,000.00	
Federal	\$0.00	\$0.00	\$0.00	\$0.00	\$0.00	\$1,542,659.00	\$1,928,323.75	\$1,970,450.00	
FY'06 Carryforward	\$0.00	\$0.00	\$0.00	\$0.00	\$0.00	\$0.00	\$0.00	\$735,016.78	

Data for VPSO Academy Hrs Graph		
	2002	2003 to Current
Hours of Training	358	480

Data for Demographics Graph		
	Ethnicity	Residency
28	56%	
22	44%	
30		61%
20		39%

FUNDS AWARDED IN SFY 2007							
Funding Source	APIA	AVCP	BBNA	KANA	KAWA	TCC	TOTAL
SFY 2007	\$186,495.54	\$1,131,086.56	\$764,649.77	\$795,257.57	\$480,534.30	\$402,687.35	\$3,760,711.09
SFY 2006*	\$0.00	\$0.00	\$0.00	\$57,500.00	\$144,413.86	\$0.00	\$201,913.86
FFY 2005	\$172,095.00	\$532,276.25	\$378,698.75	\$257,706.25	\$276,256.25	\$311,291.25	\$1,928,323.75
FFY 2004	\$137,676.00	\$425,821.00	\$302,959.00	\$206,165.00	\$221,005.00	\$249,033.00	\$1,542,659.00
TOTAL	\$496,266.54	\$2,089,183.81	\$1,446,307.52	\$1,316,628.82	\$1,122,209.41	\$963,011.60	\$7,433,607.70

* Lapsed funds from SFY 2006 that were reappropriated in SFY 2007.

FUNDS EXPENDED IN SFY 2007 (PROJECTED)							
Funding Source	APIA	AVCP	BBNA	KANA	KAWA	TCC	TOTAL
SFY 2007	\$186,495.54	\$1,131,086.56	\$764,649.77	\$795,257.57	\$480,534.30	\$402,687.35	\$3,760,711.09
SFY 2006*	\$0.00	\$0.00	\$0.00	\$57,500.00	\$107,006.35	\$0.00	\$164,506.35
FFY 2005	\$136,527.81	\$128,994.89	\$164,024.62	\$160,903.22	\$42,244.27	\$140,271.40	\$772,966.21
FFY 2004	\$0.00	\$0.00	\$0.00	\$0.00	\$0.00	\$0.00	\$0.00
TOTAL	\$323,023.35	\$1,260,081.45	\$928,674.39	\$1,013,660.79	\$629,784.92	\$542,958.75	\$4,698,183.65

DIFFERENCE BETWEEN SFY 2007 AWARDED VS. EXPENDED							
Funding Source	APIA	AVCP	BBNA	KANA	KAWA	TCC	TOTAL
SFY 2007	\$0.00	\$0.00	\$0.00	\$0.00	\$0.00	\$0.00	\$0.00
SFY 2006*	\$0.00	\$0.00	\$0.00	\$0.00	\$37,407.51	\$0.00	\$37,407.51
FFY 2005	\$35,567.19	\$403,281.36	\$214,674.13	\$96,803.03	\$234,011.98	\$171,019.85	\$1,155,357.54
FFY 2004	\$137,676.00	\$425,821.00	\$302,959.00	\$206,165.00	\$221,005.00	\$249,033.00	\$1,542,659.00
TOTAL	\$173,243.19	\$829,102.36	\$517,633.13	\$302,968.03	\$492,424.49	\$420,052.85	\$2,735,424.05

FUNDS AWARDED IN SFY 2008							
Funding Source	APIA	AVCP	BBNA	KANA	KAWA	TCC	TOTAL
SFY 2008	\$400,382.00	\$1,444,131.00	\$1,142,777.00	\$1,013,113.00	\$672,255.00	\$479,128.00	\$5,151,786.00
TOTAL	\$400,382.00	\$1,444,131.00	\$1,142,777.00	\$1,013,113.00	\$672,255.00	\$479,128.00	\$5,151,786.00

DIFFERENCE BETWEEN FUNDS AWARDED IN SFY 2008 AND FUNDS EXPENDED IN SFY 2007							
	APIA	AVCP	BBNA	KANA	KAWA	TCC	TOTAL
	\$77,358.65	\$184,049.55	\$214,102.61	-\$547.79	\$42,470.08	-\$63,830.75	\$453,602.35

VPSO Positions

	SFY 2007			
	# of Auth VPSO Positions			Average Filled
	State	Federal	TOTAL	
APIA	4	2	6	3
AVCP	20	6	26	14
BBNA	11	4	15	10
KANA	10	3	13	9
KAWA	8	3	11	6
TCC	6	3	9	5
TOTAL	59	21	80	47

	SFY 2008
	# of Auth VPSO Positions
APIA	4
AVCP	17
BBNA	10
KANA	9
KAWA	6
TCC	5
TOTAL	51